



DIGITAL GAME TECHNOLOGY

DGT Tournament e-Board manual English

1. Introduction

Congratulations on your purchase of the DGT Tournament e-Board. This board integrates the trusted DGT electronic chess detection in a real wooden chessboard.

The highly reliable piece detection system ensures that no move goes unnoticed.

The Tournament e-Board can be used with the plastic or the wooden DGT e-Pieces.

The Tournament e-Board can be used in many different ways and on many different platforms however it is normally used for tournaments only. It can be used for recording and broadcasting your games or simply use it as an input device for your PC or DGT Pi Chess Computer, so that you can play, analyse and learn without having to manually input moves on your screen with a mouse.

Detailed information on how to set up your e-Board for each different use can be found in section 7 of this manual.

Have fun playing!

2. Accessories

To use your e-Board you will have to add an electronic chess set (e-Set). There are many different e-Set options, any set you choose will work on your e-Board Board.

Also add the DGT3000 or the DGT Pi to complete your set-up. The DGT3000 is a highly advanced chess clock with many different timing options that can be linked to your board. In many situations the move of your opponent (human or chess program) will be shown on the display of the clock. Connecting the clock also allows you to log all move times with the DGT LiveChess software.

Depending on the way you wish to use your Tournament e-Board, a different cable set should be purchased: if you plan on using the board for individual use, such as recording your games, playing against a computer or against online opponents, the *"Connection Material 1st Tournament Board"* is required. This cable set is sufficient to do everything with the board that you want except adding it to a string of boards in a tournament set-up.

The *"Connection Material 1st Tournament Board"* includes:

- Serial-to-USB converter
- Clock cable, short 20-30 cm, 3,5 mm Jack cable
- PC-to-bus cable
- Power supply (suitable for 12 Tournament Boards)
- Board-to-bus cable USB-C
- 20 metre patch cable
- 5 metre patch cable
- 4 connection boxes
- LiveChess documentation set

If you want to use more Tournament e-Boards in a tournament set-up, with a string of multiple e-Boards and/or Smart Boards connected, then for each next e-Board the set *"Connection Material Additional Tournament Board"* is needed.

The *"Connection Material Additional Tournament Board"* includes:

- Board-to-bus cable USB-C
- Clock cable, short 20-30 cm, 3,5 mm Jack cable
- 5 metre patch cable
- a connection box

3. e-Set precautions

Electromagnetic resonance is used to detect the e-Pieces on your e-Board. Strong signal transmitters generated close to the e-Board area may cause spontaneous and incorrect piece detection, so called "*ghost pieces*".

If detection issues occur when using your e-Board, this may be because your board is placed too close to plasma screens, LCD monitors, speakers, power adapters or other similar devices.

Metal surfaces or objects near or underneath your e-Board or underneath the table may reduce the sensitivity of the e-Board and can cause detection errors. Please do not place the e-Board on a metal table or a table with a metal construction beneath the table top.

4. Maintenance and support

For warranty purposes and future updates please register your board on our website. For product registration go to the support section of the DGT web site and select "*Register your Product*".

The e-Board top is finished with a high quality wooden surface. When treated with care it will give you many years of trouble-free performance. To clean the board a lightly moistened soft cloth should be used. Do not use abrasive cleaning liquids.

If you have any questions that are not covered by this manual please consult the FAQ's on the support section of our website. If you are unable to find a solution in the FAQ section, feel free to contact the DGT support department.

5. Warranty conditions

This e-Board complies with our highest quality standards. If, despite our care in choosing components, materials, production or transport, your e-Board shows a hardware defect in the first two years after purchase, please contact your retailer. You may also contact the DGT support department for assistance.

The warranty is only valid if the e-Board has been used in a reasonable and prudent manner as intended to be used. The warranty does not apply if the e-Board has been misused or if any unauthorized repair attempts or modifications have been undertaken without prior express written consent of DGT support or one of the DGT authorized service centres. A list of Service Centres can be found on the DGT website.

6. Disclaimer

Digital Game Technology spared no efforts to ensure that the information in this manual is correct and complete. However there shall be no liability for any errors or omissions. Digital Game Technology reserves the right to change the specifications of the hardware and software described in this manual without prior notice.

No part of this manual may be reproduced, transmitted nor translated in any language in any form, by any means, without the prior written permission of Digital Game Technology.

7. Use of your Tournament e-Board

The DGT e-Board has many different uses for example recording games, broadcasting games or inputting games.

Playing a game on the e-Board records all moves as long as the board is connected to a power source. The board will log and record around 500 moves that can be extracted from the board and imported into a computer. It allows you to enter your games into a chess program for analysing without having to enter all your moves with a mouse. And of course you can choose to then publish your games as well.

Using the board for live broadcasting of your games allows you to log all moves that are executed on the board and show them locally on screens or broadcast them over the internet. This feature can be used to publish your games online, for live-coverage of your tournament and for live demonstrations.

For playing online, against a computer or for online analysing of your games the e-Board can be used as an input device. This means that the moves that you make on your e-Board are automatically entered into a chess program, website or DGT Pi Chess Computer.

Depending on how you want to use your e-Board there are different set-ups you can choose. The following sections will give an overview of the options and set-up methods for each of the e-Board uses.

8. Recording your games

When the e Board is powered via the set *"Connection Material 1st Tournament Board"*, all moves that are executed on the board are stored on the board's internal memory. The board will automatically detect when the pieces are put in the starting position and generate a new log file.

Broadcasting the match or connecting a clock is not required for this functionality.

To use this function simply make sure the board is powered during the matches you play. The board will log around 500 moves when used in this set-up. To optimize the number of moves in the memory of the board, disconnect the board while placing pieces before the game and removing pieces after a finished game.

At a later time connect the board to your computer using the same connection set. After connecting your board to the computer, open the DGT LiveChess program. In the games menu your matches can be found and exported in PGN format.

For more information please see the DGT LiveChess manual which can be found in the support section on our website.

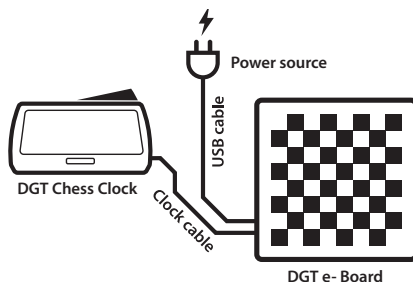


Figure 1. Recording set-up.

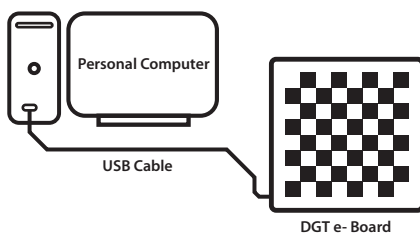


Figure 2. Exporting set-up.

9. Show your games locally

If you want to show one or multiple games on a local screen without using an internet connection this functionality can be used.

To show the games on extra screens the set-up as shown in Figure 3 is required.

When your Tournament e-Board is connected to a PC, the board can be monitored using DGT LiveChess. In LiveChess a tournament can be set up and boards can be linked to player pairings. LiveChess will also provide arbiter assistance by giving notifications for events that may need arbiter action.

To view the matches on separate screens, go to the tournament tab at the left side of your screen and click the hyperlink. A live viewer will be opened in your browser. Use this viewer to show the matches on additional screens.

It is also possible to access this link on other computers, provided they are connected in a local network. To access the live viewer on another system enter the IP address of the PC in an internet browser, followed by `":1982"`. For example it would be written as: `"http://12.3.4.567:1982"`. For a detailed description on how to set this up, please see the DGT LiveChess manual.

The games can also be broadcasted and viewed using the LiveChess Cloud. For more details on this option please see section 10 of this manual.

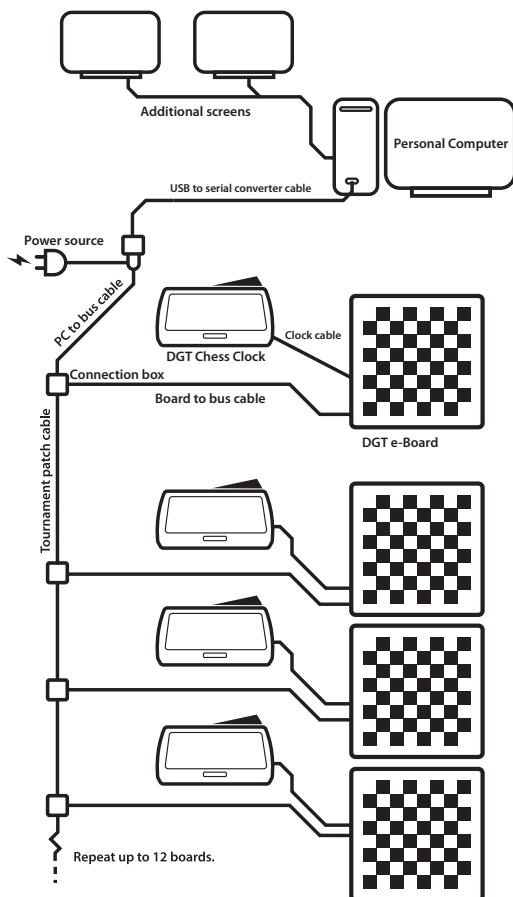


Figure 3. Local broadcast set-up.

10. Broadcasting your games online

For broadcasting single matches or entire tournaments the online broadcasting option can be used. This set-up is achieved by connecting your boards in a Tournament set-up as shown in Figure 4.

When all Tournament e-Boards are connected to your admin PC, the boards can be monitored using DGT LiveChess. In LiveChess the tournament can be set up and boards can be linked to player pairings.

In order to broadcast the matches, go to the "Rounds" tab in LiveChess. Select the boards of which you wish to broadcast the match and start the recording. Then go to the "Output" tab and select "Export to LiveChess Cloud". This will automatically create a link you can share with your viewers. Viewers will be able to follow the matches on their own devices, such as phones or tablets.

To show the games on local screens at your venue, open the previously mentioned link in a browser on a computer or Smart TV.

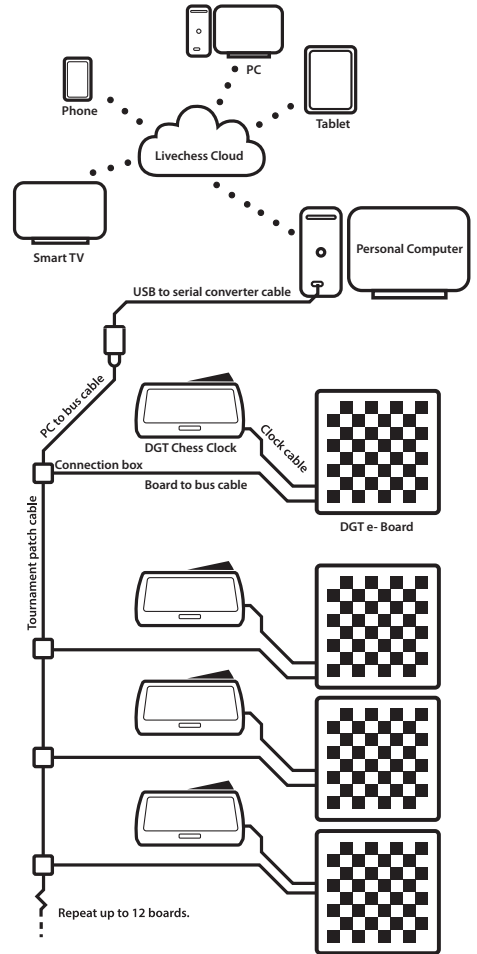


Figure 4. Online broadcast set-up.

11. Use with the DGT Pi

Connecting the e-Board with the DGT Pi Chess Computer will allow you to play, train, analyse, study and prepare against a computer using a real chess board and pieces.

As can be seen in Figure 5, you need to connect your board to the DGT Pi with the cable set "Connection Material 1st Tournament Board". The USB connector for the Pi, which must be connected to the Serial to USB converter, can be found on the left side of the Pi under the cover. DGT Pi must have batteries inserted and requires power using the power adapter supplied with the chess computer.

When the Tournament e-Board is connected to DGT Pi, the computer inside DGT Pi will automatically detect the board. The clock display will show the default or selected time setting once all the pieces have been placed in the correct starting position. For example "05.00 - 05.00".

12. Use with Fritz software

Important: The Fritz software is not supplied with the Tournament e-Board however can be purchased separately via DGT Support . This software can be used to play, train, analyse and study. This software also allows you to import PGN's of previously played matches.

To export matches from your e-Board to your computer by using LiveChess, please see section 8 of this manual.

To use this functionality the Fritz software and the DGT drivers must be installed. The required installation software is available on the Fritz DVD. Only the driver software can be downloaded via the "DGT Software" section of the website. Place the DVD into your computer or download and start the installation software and follow the installation steps.

When both the Fritz software and the DGT drivers are installed, connect the board to your PC with the USB cable. In the Fritz software go to "Board" tab at the top of the screen and check the "DGT Board" box. The software will now automatically detect all moves executed on the board.

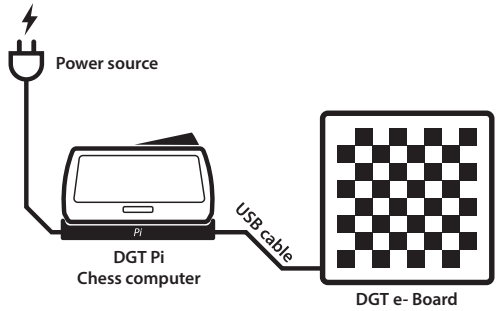


Figure 5. DGT Pi set-up.

Detailed information on how to set-up your DGT Pi can be found in the DGT Pi manual.

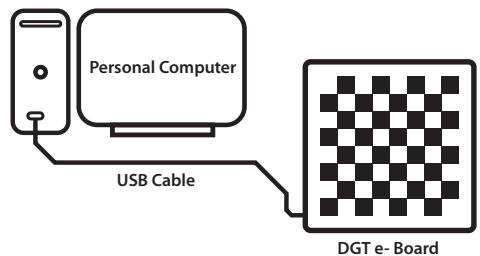


Figure 6. Tournament e-Board connected to computer set-up.

It is possible to have the computer announcing the moves that are executed by the computer. This can be activated in the Fritz options under the "Multimedia" tab.

13. Playing online at PlayChess.com

If you wish to play online against human opponents using a real chess board and pieces then the e-Board can be used at PlayChess.com.

To use this functionality install Fritz and the DGT drivers as described in section 12 of this manual.

To go to PlayChess press the link when starting the Fritz software. While in the PlayChess client go to "Options" menu and check the "DGT board" box in the games section.

14. Playing online at a website of choice

It is also possible to use the e-Board to play online at several different Chess websites. The set-up requirements for each of these websites differs from case to case.

For a complete list of third party websites that utilize the e-Board please see the FAQ regarding "third party software" in the support section of our website.

15. Technical specifications

Board size	540 x 540 mm (21.3" x 21.3")
Field size	55 x 55 mm (2.2" x 2.2")
Power	Via the Tournament cable set (separately ordered)
Clock support	DGT3000 connectable via the Tournament cable set (separately ordered)
e-Set support	All DGT e-Sets (separately ordered)
Housing	Various wooden versions
Net weight	4.2 Kg (148 oz.) e-Board only
Gross weight	4.5 Kg (159 oz.) e-Board, DVD, cables, documentation



The DGT e-Board complies with the directives: 2004/108/EC and 2011/65/EU.



This product is marked with the recycling symbol indicating that, at the end of its life, the product must be disposed at an appropriate waste collection point according local regulations. Do not dispose the product in the normal domestic unsorted waste stream.



This product is not suitable for children of 0 – 3 years of age. Includes small parts. Choking hazard.



This DGT e-Board complies with the regulation of the German "Der Grüne Punkt" Trademark of Duales System Deutschland GmbH.

MAN_71001_serial_eboard_v2.0

© Copyright 2025 Digital Game Technology BV
DGT IJzersteden 8 7547 TB Enschede
Netherlands digitalgametechnology.com